



THE LODGE OF
FOUR SEASONS



MAP & CAPACITY CHART THE LODGE OF FOUR SEASONS










THE LODGE OF
FOUR SEASONS


PROPERTY MAP





THE LODGE OF
FOUR SEASONS

	SPA KYOTO		HK's RESTAURANT • BAR
	FIRE & ICE		BREEZES RESTAURANT
	THE SIGNATURE SHOP		BREEZE BAY
	LEVEL UP LOUNGE		



 LodgeOfFourSeasons

 LodgeOf4Seasons

 Lodgeof4seasons

#4SeasonsResort

MEETING CAPACITY CHART

Our meeting rooms offer unique settings to put groups at ease. All meeting rooms are equipped with wireless internet access and rapid internet connection with meeting and convention space from 375 to 16,000 square feet. The Lodge of Four Seasons can accommodate most any size function. The Granada Ballroom is perfect for large meetings and accommodates up to 1,300 guests, theater style. The room can also be divided for varying sizes of groups of 100 to 700 and is great for banquets or exhibitor space. The Lookout, Eagle's Peak and Seachase feature panoramic views of the lake for an inspiring meeting setting. The Valencia serves as a versatile breakout meeting room in the Atrium area of the hotel. Campana Hall can accommodate groups up to 2,000 theater-style and is ideal for trade shows and exhibits.



Room Name	Dimensions	Square Foot	Ceiling Height	Theater	Classroom	Conference	U-Shape	Reception	Banquet	
Granada	126 x 70	8720	13.5	1300	580	n/a	n/a	1450	700	
Granada A	42 x 70	2940	13.5	400	188	76	96	475	220	
Granada B	42 x 70	2940	13.5	450	188	76	96	475	220	
Granada C	42 x 70	2940	13.5	450	188	76	96	475	220	
Valencia	40 x 52	2080	8.5	200	96	60	48	200	100	
Valencia A	20 x 52	1040	8.5	100	48	30	26	100	50	
Valencia B	20 x 52	1040	8.5	100	48	30	26	100	50	
Barcelona	21 x 32	672	7	40	20	20	20	30	24	
Madrid	21 x 42	882	7	40	20	20	20	30	24	
Marbella	52 x 120	6240	11.5	600	300	n/a	n/a	900	500	
Marbella A	52 x 40	2080	11.5	200	100	56	48	300	150	
Marbella B	52 x 80	4160	11.5	400	200	72	68	600	350	
Eagle's Peak	32 x 76	2432	10	175	160	76	96	350	200	
Seachase	49 x 37	1776	12	70	60	30	28	150	80	
Cordoba Theatre	40 x 45	1800	14	250	n/a	n/a	n/a	n/a	n/a	
Seville	40 x 24	940	9	100	56	30	26	100	60	
Lookout	28 x 84	2352	9	120	72	40	36	200	110	
HK's Club Room	36 x 48	1728	15	100	70	40	36	150	80	
Executive Boardroom	15 x 25	375	10	n/a	n/a	12	n/a	n/a	n/a	
Terrace I	15 x 25	375	10	50	24	24	20	36	20	
Terrace II	15 x 25	375	10	50	24	24	20	36	20	
Palma	15 x 30	450	8.5	n/a	n/a	10	n/a	n/a	n/a	
Valderrama	15 x 30	450	8.5	50	24	16	20	36	20	
Campana Hall	200 x 100	20000	24	2000	800	n/a	n/a	1600	1200	
Lakeview Patio	*these spaces depend on actual area used*								600	300
Marina/Wharf	30 x 25	3750	n/a	n/a	n/a	n/a	n/a	350	250	
Japanese Gardens	12 x 100	1200	n/a	n/a	n/a	n/a	n/a	100	60	
Thirst	32 x 76	2432	n/a	n/a	n/a	n/a	n/a	250	n/a	